


# Round Lattice Grille

Model: **EC**



Model: **EC**

**MATERIAL**

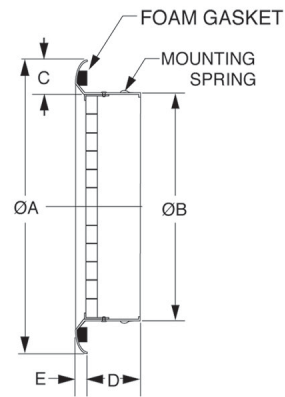
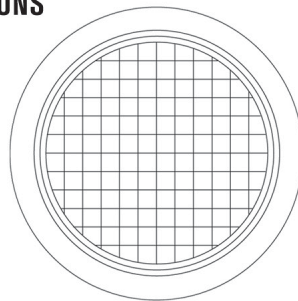
- Aluminum

**FINISH**

- Clear Anodized
- Custom Colors Available

Model EC Round Lattice Grille is designed for use in residential and commercial applications. The Model EC can be used for exhaust, return or supply applications with a low air resistance and low noise levels, and can be installed on a wall or mounted on ductwork with spring clip. The Model EC is constructed of a heavy gauge aluminum frame with 1/2" X 1/2" thin aluminum lattice. The standard finish is clear anodized finish.

**MODEL EC DIMENSIONS**



MODEL	DUCT SIZE	LATTICE	A	B	C	D	E	FREE AREA
EC 8	8	1/2 X 1/2	10 1/16	7 9/16	1 1/4	3	15/32	0.22 sq.ft.
EC 10	10	1/2 X 1/2	12 1/32	9 17/32	1 1/4	3	15/32	0.37 sq.ft.
EC 12	12	1/2 X 1/2	14	11 1/2	1 1/4	3	15/32	0.56 sq.ft.

Product information is subject to change without notice. All dimensions in inches.